

A new species of the genus *Polylopha* injurious to cinnamon in China
(Tortricidae, Chlidanotinae, Polyorthini)

Youqiao LIU

Institute of Zoology, Academia Sinica, 19 Zhongguancun Lu, Haidian, Beijing 100080 China

Atsushi KAWABE

5-18-4, Otsugaoka 4, Shonan-machi, Chiba Pref., 277 Japan

Japan Heterocerists' J. 173: 404-406. June 1993.

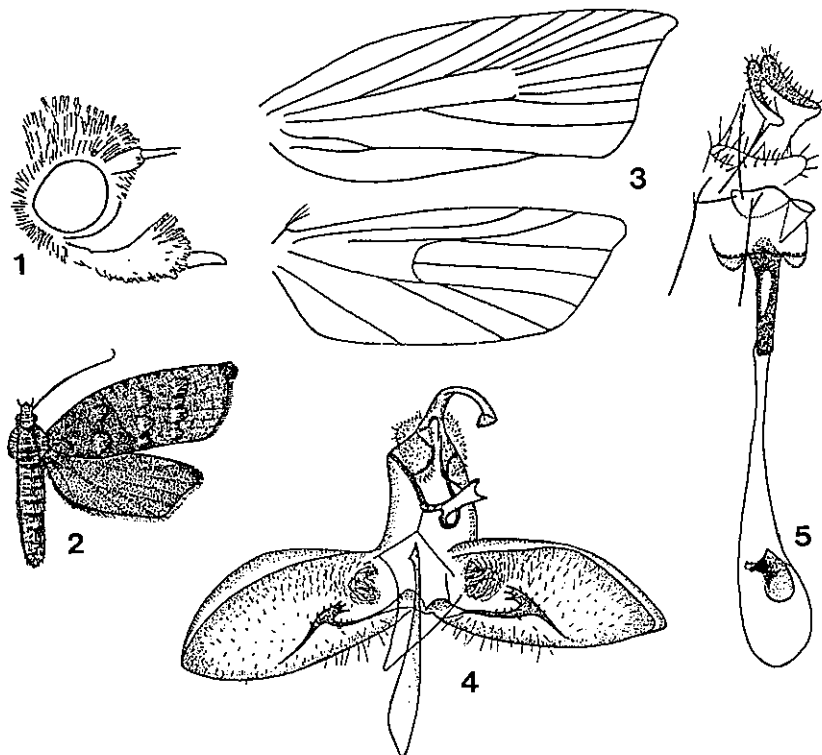
A serious tortricid pest boring into twigs and stems of the cinnamon (*Cinnamomun cassia* Blume, *C. camphora* (L.) Presl and *C. parthenoxyllum* Meisn.) has recently been found in Guangdong and Guangxi Provinces, the southern part of China. As a result of examination, we have concluded that this insect represents a new species of *Polylopha* Lower, 1906, which is a small genus including four tropical Asian and two Australian species (Diakonoff, 1974). In the following lines we will describe it and illustrate the adult, genitalia and immature stages.

We are most grateful to the following individuals for material and information: Xuxun Xian, Research Institute of Forestry, Cenxi County, Guangxi Province, and Zhichen Liu, Institute of Plant Protection, Guangdong


Academy of Agricultural Science.

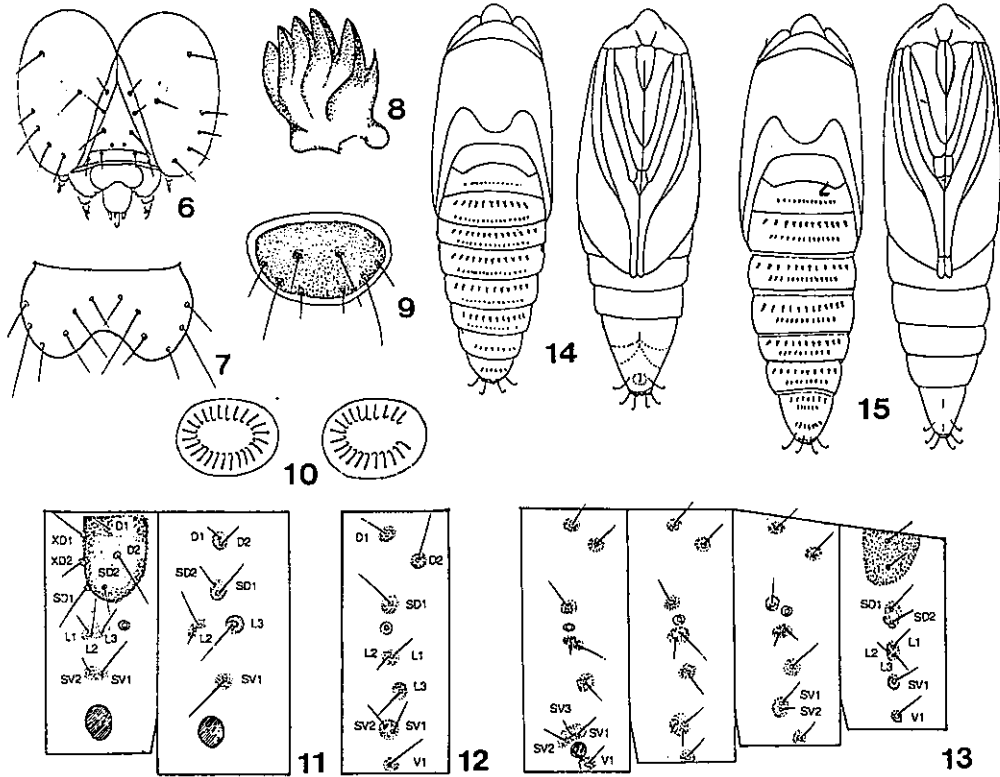
Polylopha cassicola Liu & Kawabe, sp. n. (Fig. 2)

Adult. Wing length 5-6 mm. Antenna pale brown. Labial palpus (Fig. 1) rather long, subascending; median segment strongly dilated posteriorly by roughish scales; terminal segment obtuse, exposed. Thorax without a crest. Forewing (Fig. 2) oblong-oval, costa curved sinuate, rounded beneath, moderately oblique, tornus not prominent. Vein Cu_2 from well beyond $1/3$, Cu_1 from angle, M_2 closer to Cu_1 , R_5 separate to costa, R_4 from upper angle of cell, R_2 from $2/3$ distance R_2-R_4 , R_2 from $2/3$ distance R_1-R_3 , R_1 from $1/3$, chorda not traceable (Fig. 3). Ground color shining light brownish gray, partly suffused with light reddish orange and



Figs. 1-5. *Polylopha cassicola* Liu & Kawabe sp. n. 1. Head lateral view; 2. Adult; 3. Wing venation; 4. Male genitalia; 5. Female genitalia.





Figs. 6-13. Larva of *Polylopha cassicola* Liu & Kawabe sp. n. 6. Head, frontal view.; 7. Labrum; 8. Mandible; 9. Anal plate; 10. Crochets; 11. Chaetotaxy of pro- and mesothorax; 12. *Ditto*, first abdominal segment; 13. *Ditto*, sixth to ninth abdominal segments.
 Figs. 14-15. Pupa of *Polylopha cassicola* Liu & Kawabe sp. n.. 14. Dorsal and ventral views of pupa, female; 15. *Ditto*, male.

brown, particularly along costal edge and on terminal area; markings light brown, but inconspicuous except basal patch; with 3-4 transverse series of raised scale-tuft. Cilia dark reddish brown. Hindwing subtrapezoidal, apex rather produced and pointed, without a cubital pecten. Cu_2 from beyond $2/3$, Cu_1 and M_3 short-stalked from angle. M_2 straight, median, M_1 and R_5 closely approximated towards base; glossy light reddish gray, darkening towards apex; cilia concolorous with wing.

Male genitalia (Fig. 4). Tegumen moderate, higher than broad. Uncus with a slender clavate hook. Socius well developed. Gnathos with narrow, dilated arm and a flat furcate top. Transtilla a slender band. Vinculum V-shaped. Valva large, gradually narrowed, split throughout, with a group of long spines at base, ampulla irregularly shaped, with spurs below centre of disc of valva, a dense sheaf of long spines above it. Aedeagus long, slender, straight, spear-shaped.

Female genitalia (Fig. 5). Sterigma proper large, upper half strongly plicate, laterally below with moderate

lobes. Antrum well developed, sclerotized. Siguum large, bean-shaped.

Holotype: ♂, Guangzhou, Guangdong Province, 10 VII 1990. Allotype: ♀, same locality as holotype, 21 XII 1990. Paratypes: 4 ♂, 6 ♀, same locality as holotype, 6 I 1990, 10 VII 1990; 5 ♂, 6 ♀, Cenxi County, Guangxi Province, 18 VII 1989; XI 1989.

Except four paratypes in the collection of A. Kawabe, the type specimens are kept in the Insect Collection of the Institute of Zoology, Academia Sinica.

Distribution. Southern part of China (Guangdong & Guangxi Provinces).

Host plants. *Cinnamomum cassia*, *C. camphora* and *C. parthenozylum*.

Notes. According to the ampulla below centre of disc of valva in male genitalia and the structure of signum in female genitalia, this species is quite different from the other species of this genus. The main host of this species is *Cinnamomum cassia* Blume, so we give the